

INSTALLATION GUIDE



# SUPERTIE™

FIBERGLASS FORM-TIE SYSTEMS

---

ULTIMATE TENSILE STRENGTH **6K**

**NEVER PATCH . . . NEVER RUST**





# SUPERTIE™

FIBERGLASS FORM-TIE SYSTEMS

ULTIMATE TENSILE STRENGTH **6K**



US Patent #7,819,388

SuperTie™ Patented Fiberglass Form Tie Systems are used to secure concrete form work during concrete placement and initial hydration, without the inherent limitations of previously popular steel form tie systems. SuperTie™ systems eliminate the possibility of rust stains as well as the structural deterioration often caused by failure of patching for steel form tie holes. SuperTie™ Systems are appropriate for use in all forming applications but are especially beneficial in situations such as architectural finishes.

- 1. Superior Finishes:** Improved architectural finishes, without patches or rust.
- 2. No Corrosion:** The fiberglass form tie material cannot rust, eliminating the need to have a break-back and the need for subsequent plugging and patching to forestall rust.
- 3. Saves Money:** Saves dramatically on labor costs. Reduces form-tie related costs as much as 70%. Reduced Inventory: One size fits any wall. Bulk lengths are cut to the working measurements at the jobsite.
- 4. Extends Form Life:** All forms and form liners strip easily from the structure without damage from the ties.
- 5. Natural Insulator:** Fiberglass tie, which is left in the structure, is electromagnetically transparent, making it ideal for special situations where magnetic or electrical interference is undesirable. Fiberglass will not promulgate radio frequency and shields nuclear energy.
- 6. Compatible:** SuperTie™ systems are compatible with all job-built and commercially available forming systems.



RJD Fiberglass Smooth Rod 6K System (7.8 mm) is offered in brown, black, white, tan, and gray.

### Non-Corrosive Fiberglass Smooth Rod

RJD Fiberglass Smooth Rod, utilizes a specially blended and formulated custom engineered resin providing ultimate tensile strength and maximizing our GND6000 Gripper strength. Our American made RJD Fiberglass Smooth Rod will never rust thus eliminating the need for breakback, plugging and patching, providing a superior architectural finish.


### SuperTie™ 6K Patented Gripper – GND6000

SuperTie™ 6K Patented Gripper offers an ultimate tensile strength of 2,720 kg. (1,360 kg. safe working load at 2:1 safety factor) and is most commonly used with the jobsite-built (plywood and 100x50) forms and hand-set modular forms.



### SuperTie™ Bearing Plate – BP615

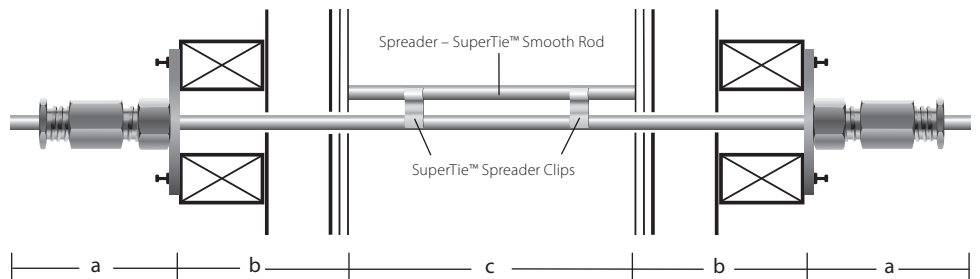
The SuperTie™ Bearing Plate is a 102 mm x 102 mm steel plate and fits the 6K and 15K systems. The SuperTie™ bearing plates are a required component of the “SuperTie™ Gripper System” when using a wooden forming system.



### Ordering SuperTie™ Rods

Formula for a 305 mm thick structure  
[ 2 (a) + 2 (b) + c = required materials ]

|                                   |   |        |
|-----------------------------------|---|--------|
| a.                                | (2) 121 mm Grippers + Rod Tails . . . . . | 242 mm |
| b.                                | (2) 197 mm forms width . . . . .          | 394 mm |
| c.                                | Structure width . . . . .                 | 305 mm |
| Total rod length needed . . . . . |   | 941 mm |



Note: Cut fiberglass rod using a diamond blade.



130 Los Aguajes Ave., Santa Barbara, CA 93101  
(805) 456-5980  
info@rjdindustries.com

# INSTALLATION STEPS

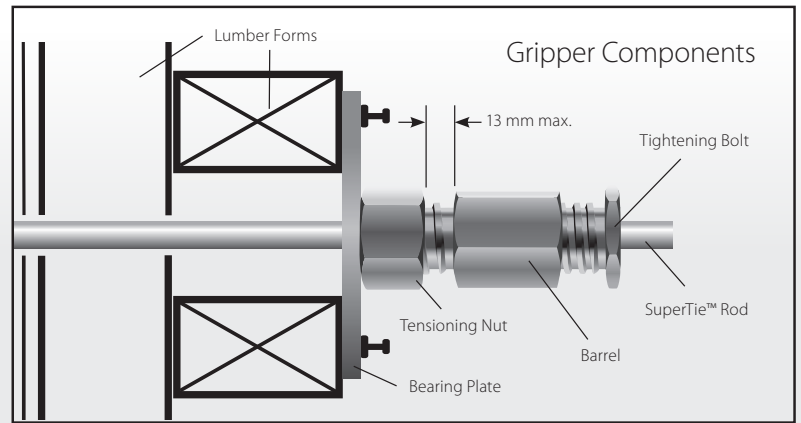


**SUPERTIE™**  
FIBERGLASS FORM-TIE SYSTEMS

ULTIMATE TENSILE STRENGTH **6K**

**6K = 3K**

Safe Working Load allows a 2:1 safety factor



Slide the fiberglass rod through the form. Short lengths of fiberglass rod can be used as internal spreaders; these spreaders can be either tied to the rebar cage, or attached to the tie rod by using two Spreader Clips.




Slip Bearing Plate and Gripper onto the fiberglass rod. For a battered wall, add wedge shaped spacers so that the fiberglass rod is kept straight. The strength of a bent rod is significantly reduced.



Lock the Gripper onto the fiberglass rod by hand tightening the "tightening bolt," and then with a wrench, a 3/4 turn clockwise. On the opposite side of the form, lock another Gripper onto the fiberglass rod.



Use the "tensioning nut" to adjust width of form, or tighten form against internal spreaders (there is a maximum of 13 mm of adjustability for each Gripper). You are now ready to place concrete.



Cut the fiberglass rod between the Gripper and the form.



After removing the forms, you will see short lengths of fiberglass rod sticking out of your structure.



To ensure protection of exposed concrete surface, drill sheet metal 10 mm hole and slide over rod, then cut.



Grind the stubs of fiberglass rod off flush to the concrete structure using a grinder with a diamond blade.



The tie will nearly disappear. No breakback. No plugging. No patching.



Tie spacing is determined by standard industry practices. Some typical tie spacings at common placement rates are indicated in the table below. After determining tie spacing, drill holes in the plywood forms with a 10 mm dia. drill bit for SuperTie™ 6K System (2,720 kg. ultimate tensile strength). When calculating tie spacing, always allow a 2:1 safety factor.

### TIE SPACING CHART PER A.C.I. 347 RECOMMENDED VALUES

| Ambient temp. @ time of pour (°C) |        |        | Form-Tie Spacing |         | Form-Tie Values     |                         |          |
|-----------------------------------|--------|--------|------------------|---------|---------------------|-------------------------|----------|
| 4.4°C                             | 15.6°C | 26.7°C |                  |         |                     |                         |          |
| Rate of Concrete Placement: m/hr  |        |        | Horz.            | Vert.   | Area m <sup>2</sup> | Pressure                | S.W.L.   |
| 2.06 m                            | 3.05 m | 3.05 m | 40.6 cm          | 40.6 cm | 0.16 m <sup>2</sup> | 80.67 kN/m <sup>2</sup> | 1,360 kg |
| 1.83 m                            | 3.05 m | 3.05 m | 60.9 cm          | 30.5 cm | 0.19 m <sup>2</sup> | 71.82 kN/m <sup>2</sup> | 1,360 kg |
| 1.32 m                            | 1.98 m | 3.05 m | 60.9 cm          | 40.6 cm | 0.25 m <sup>2</sup> | 53.76 kN/m <sup>2</sup> | 1,360 kg |
| 0.81 m                            | 1.22 m | 1.93 m | 60.9 cm          | 60.9 cm | 0.37 m <sup>2</sup> | 35.91 kN/m <sup>2</sup> | 1,360 kg |

NOTE: Tables are relative to SuperTie™ Form Tie spacing only. The contractor must consider industry standards for other formwork components, sheeting, accessory lumber and commercially available formwork strengths. It is always recommended to review formwork design, concrete mix and special on-site conditions with a qualified Engineer to determine proper Form-Tie spacing.

For assistance Calculating SuperTie™ Material List and Quantities, please call RJD Industries LLC

### COMPONENT LIST

| Prod Number | Description  | Packaging                   | Ship Wt. |
|-------------|--|-----------------------------|----------|
| R6/37-100   | SuperTie Rod 940 mm lengths 2,720 kg. ultimate strength, gray in color, 1,360 kg SWL   | 100 per box – total 94 m    | 10 kg    |
| R6/48-100   | SuperTie Rod 1,220 mm lengths 2,720 kg. ultimate strength, gray in color, 1,360 kg SWL | 100 per box – total 122 m   | 13 kg.   |
| R6/12G      | 7.8 mm dia. Rod 2,720 kg. ultimate strength. 8mm lengths, gray color, 1,360 kg SWL     | 50 per bundle – total 183 m | 19 kg    |
| R6/20G      | 7.8 mm dia. Rod 2,720 kg. ultimate strength. 6.1m lengths, gray color, 1,360 kg SWL    | 50 per bundle – total 305 m | 31 kg    |
| GND6000     | Gripper - New Design   | 100 per bucket              | 34.5 kg  |
| BP615       | Bearing Plate  | 50 per box                  | 25 kg    |
| SC6000      | Spreader Clip  | 100 per bag                 | 255 g    |
| WS6000      | WaterStop  | 100 per bag                 | 439 g    |

For custom rod lengths and/or custom colors, please call for quote and lead times.

\*SWL = Safe Working Load

**IMPORTANT: When using admixtures, retardants, self-compacting concrete, or other products that create a full liquid head of pressure, a new safe working load must be used at a 2.5:1 ratio in lieu of the 2:1 safe working load which ultimately decreases your tie spacing.**

scan for a distributor



RJD Industries, LLC  
130 Los Aguajes Ave., Santa Barbara, CA 93101  
(805) 456-5980 • rjdindustries.com

SuperTie™ Systems are sold exclusively through quality construction materials dealers. Scan the QR code to see our distributor locations or just call us for the name of the dealer nearest you.