

INSTALLATION GUIDE



SUPERTIETM

FIBERGLASS FORM-TIE SYSTEMS

15K

NEVER PATCH . . . NEVER RUST





SUPERTIE™

FIBERGLASS FORM-TIE SYSTEMS

15K

SuperTie™ Patented Fiberglass Form Tie Systems are used to secure concrete form work during concrete placement and initial hydration, without the inherent limitations of previously popular steel form tie systems. SuperTie™ systems eliminate the possibility of rust stains as well as the structural deterioration often caused by failure of patching for steel form tie holes. SuperTie™ Systems are appropriate for use in all forming applications but are especially beneficial in situations such as architectural finishes.

- 1. Superior Finishes:** Improved architectural finishes, without patches or rust.
- 2. No Corrosion:** The fiberglass form tie material cannot rust, eliminating the need to have a break-back and the need for subsequent plugging and patching to forestall rust.
- 3. Saves Money:** Saves dramatically on labor costs. Reduces form-tie related costs as much as 70%. Reduced Inventory: One size fits any wall. Bulk lengths are cut to the working measurements at the jobsite.
- 4. Extends Form Life:** All forms and form liners strip easily from the structure without damage from the ties.
- 5. Natural Insulator:** Fiberglass tie, which is left in the structure, is electromagnetically transparent, making it ideal for special situations where magnetic or electrical interference is undesirable. Fiberglass will not promulgate radio frequency and shields nuclear energy.
- 6. Compatible:** SuperTie™ systems are compatible with all job-built and commercially available forming systems.



US Patent #7,819,388



RJD Fiberglass Smooth Rod 15K System (.500") is offered in black and gray.

Non-Corrosive Fiberglass Smooth Rod

RJD Fiberglass Smooth Rod, utilizes a specially blended and formulated custom engineered resin, made in the USA, combining ultimate tensile strength and maximizing the RJD Gripper strength. RJD Fiberglass Smooth Rod will never rust, eliminating the need for breakback, plugging and patching allowing for superior architectural finishes.


SuperTie™ 15K Patented Gripper – GND15000

SuperTie™ 15K Patented Gripper offers an ultimate tensile strength of 15,000 pounds (7,500 pounds safe working load at 2:1 safety factor) and is most commonly used with the jobsite built (plywood and 2x4) forms and hand-set modular forms.



SuperTie™ Bearing Plate – BP615

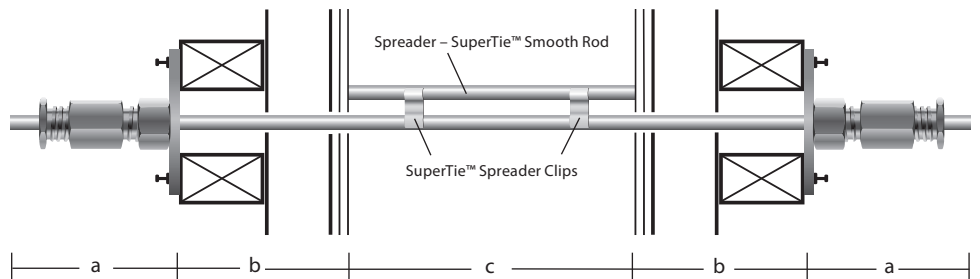
The SuperTie™ Bearing Plate is a 4"x4" steel plate and fits the 6K and 15K systems. The SuperTie™ bearing plates are a required component of the "SuperTie™ Gripper System" when using a wood-en forming system.



Ordering SuperTie™ Rods

Formula for a 12" thick structure
[2 (a) + 2 (b) + c = required materials]

a. (2) 6" Grippers + Rod Tails 12"
b. (2) 7.75" forms width15.5"
c. Structure width 12"
<hr/>	
Total rod length needed 39.5"



Note: Cut fiberglass rod using a diamond blade.



INSTALLATION STEPS



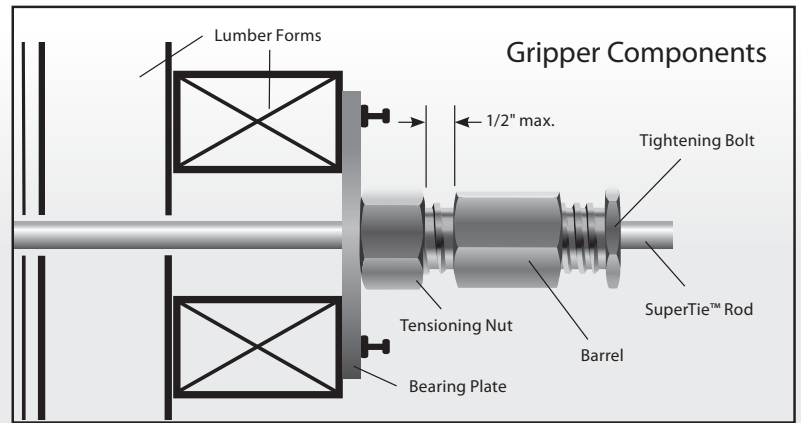
SUPERTIE™

FIBERGLASS FORM-TIE SYSTEMS

15K = 7.5K

Safe Working Load allows a 2:1 safety factor

15K



Slide the fiberglass rod through the form. Short lengths of fiberglass rod can be used as internal spreaders; these spreaders can be either tied to the rebar cage, or attached to the tie rod by using two Spreader Clips.




Slip Bearing Plate and Gripper onto the fiberglass rod. For a battered wall, add wedge shaped spacers so that the fiberglass rod is kept straight. The strength of a bent rod is significantly reduced.



Lock the Gripper onto the fiberglass rod by hand tightening the "tightening bolt," and then with a wrench, a 3/4 turn clockwise. On the opposite side of the form, lock another Gripper onto the fiberglass rod.



Use the "tensioning nut" to adjust width of form, or tighten form against internal spreaders (there is a maximum of 1/2" of adjustability for each Gripper). You are now ready to place concrete.



Cut the fiberglass rod between the Gripper and the form.



After removing the forms, you will see short lengths of fiberglass rod sticking out of your structure.



To ensure protection of exposed concrete surface, drill sheet metal 5/8" hole and slide over rod, then cut.



Grind the stubs of fiberglass rod off flush to the concrete structure using a grinder with a diamond blade.



The tie will nearly disappear. No breakback. No plugging. No patching.



SUPERTIE™

FIBERGLASS FORM-TIE SYSTEMS

15K

Tie spacing is determined by standard industry practices. Some typical tie spacings at common placement rates are indicated in the table below. After determining tie spacing, drill holes in the plywood forms with a 5/8" dia. drill bit for SuperTie™ 15K System (7,500 lbs. ultimate tensile strength). When calculating tie spacing, always allow a 2:1 safety factor.

Lateral Pressure of Concrete Equations per ACI 347R-14 with Rate of Placement		
Full liquid Head (SCC) P=W x H (Equation 5.15a)	R < 7 ft./hr. P=150 + (9000 x R)/T (Equation 5.15b)	R > 7 ft./hr. but < 10 ft./hr P=150 + (43,400/T) + (2800 x R)/T (Equation 5.15c)
KEY: P = Concrete Lateral Pressure, lb/ft ² • W = Unit Weight of Concrete, lb/ft ³ • H = Height of Concrete Placement, ft R = Rate of Placement, ft/h • T = Temperature of Concrete, °F		

TIE SPACING CHART PER A.C.I. 347 RECOMMENDED VALUES

Ambient temp. @ time of pour (°F)			Form-Tie Spacing		Form-Tie Values		
40°	60°	80°	Horz.	Vert.	Area ft ²	Pressure (psf)	S.W.L. (lbs.)
Rate of Concrete Placement: ft/hr							
6' 9"	10'	10'	30"	24"	5.00	1500	7500
6'	7'	10'	30"	30"	6.25	1200	7500
4' 4"	5'8"	9'	30"	36"	7.50	1000	7500
2' 8"	4'6"	6'	36"	36"	9.00	833	7500

NOTE: Tables are relative to SuperTie™ Form Tie spacing only. The contractor must consider industry standards for other formwork components, sheeting, accessory lumber and commercially available formwork strengths. It is always recommended to review formwork design, concrete mix and special on-site conditions with a qualified Engineer to determine proper Form-Tie spacing.

For assistance Calculating SuperTie™ Material List and Quantities, please call RJD Industries LLC

COMPONENT LIST

Prod Number	Description	Packaging	Ship Wt.
R15/20G	.500" dia. Rod 15K lbs. – ultimate strength 20 ft. lengths, gray color. 7,500 lbs. S.W.L.	18 per bundle – total 360 ft.	68 lbs.
GND15000	Gripper – New Design	50 per bucket	62 lbs.
BP615	Bearing Plate	50 per box	55 lbs.
SC15000	Spreader Clip	50 per bag	11 oz.
WS15000	WaterStop	50 per bag	15.5 oz.

For custom rod lengths and/or custom colors, please call for quote and lead times.

*SWL = Safe Working Load

IMPORTANT: When using admixtures, retardants, self-compacting concrete, or other products that create a full liquid head of pressure, a new safe working load must be used at a 2.5:1 ratio in lieu of the 2:1 safe working load which ultimately decreases your tie spacing.

scan for a distributor



RJD Industries, LLC
130 Los Aguajes Ave., Santa Barbara, CA 93101
(805) 456-5980 • rjdindustries.com

SuperTie™ Systems are sold exclusively through quality construction materials dealers. Scan the QR code to see our distributor locations or just call us for the name of the dealer nearest you.